

直动式电磁换向阀 Solenoid Valves

PC 直动式电磁阀 Series Solenoid Valves



图形符号 symbols



产品特点 Features

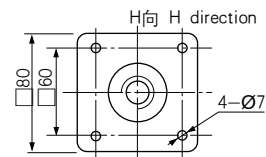
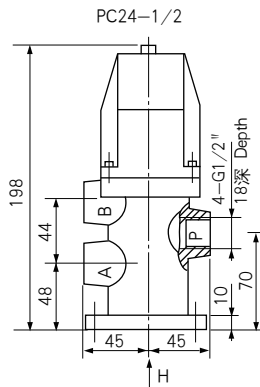
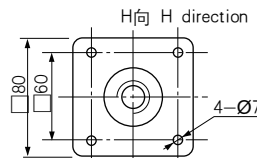
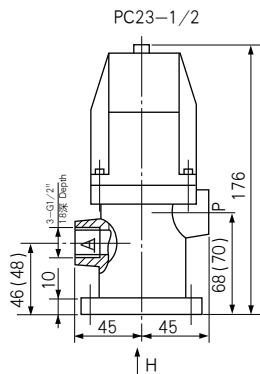
PC系列电磁阀为交流直动式滑阀，该阀有二位四通及二位三通等结构形式。它接受电信号，直接使阀芯运动，以切换气路方向。它结构合理，动作可靠，维修方便。可广泛用于矿山、冶金、机械等行业，以实现机械设备自动化。

PC series solenoid valves are ac direct action, spool valves, they are of either 4/2 ways or 3/2 ways structure. When receiving electrical signals the function to make the valve elements to act directly to switch air directions. The valve features rationalized structure, reliable action and easy maintenance and widely used in mining, metallurgical and machine building industries for equipment automation.

型号注释 Order Code

PC - 1/2 (T)

直动式电磁阀	Direct action solenoid valves
工作通路及位置	Ways and position
公称通径(英寸)	Dia
常通型 (常闭型无记号)	Normal open (blank: normal closed)



技术参数 Specification

型号 Type	PC23-1/2(T)	PC23-1/2	PC24-1/2
参数 parameter			
公称通径 Dia(mm)		15	
工作介质 Working media		洁净的压缩空气 compressed clean air	
工作压力 Working pressure(Mpa)		0~0.8	
最高切换频率 Max switch over frequency(Hz)		4	
允许泄漏量 Allowed leakage rate(mL/min)		≤100	
耐久性(万次) Life time (10K times)		>50	
接管螺纹 Threads		G1/2	
工作电压 Voltage(V)		AC: 380,220,127,110	
有效截面积S值 Effective sectional area S		60	